

Industrial vacuum cleaner 300 E

Compact and easy to handle dry vacuum with optimal suction power ideal for cleaning operations within the industry



Industrial vacuum cleaner 300 E



- ✓ Convenient accessory box
- ✓ Ergonomic trolley with adjustable handle
- ✓ Long filter lifetime (4-6000 hours) with bag filters
- ✓ Micro filter as option
- ✓ Micro filter as option

The 300E is a compact industrial vacuum cleaner with long filter lifetime, 4000 - 6000 hours with bag filter. This dry vacuum is robust but easy to transport and has micro-filter as option. Convenient accessory box for brushes, nozzles etc. on the rear of the unit. Optimal suction power - twin single phase motors.

Industrial vacuum cleaner 300 E

[ProductCertifications]	[ce]
[ProductNoiselevel]	75
[ProductProtectionclass]	IP 24
[ProductFilterefficiency]	99
[ProductInstallation]	[Indoor]
[ProductMaterial]	Housing in sheet metal
[ProductFiltercleaningMethod]	[ReverseAirPulse]
[ProductApplication]	[dust], [granulate], [fumes], [swarf]
[ProductWorkingpressure]	22
[ProductDustbinvolume]	21
[ProductMaxAirFlow]	300
[ProductHoseDiameter]	38
[ProductHoseLength]	5
[ProductFilterArea]	0.95
[ItemPowerVoltage]	230
[ItemNoofphases]	1
[ItemFilterType]	[bag]
[ItemNbrofFilterElements]	1
[ItemElectricplug]	[euro]
[ItemTypeofhose]	PE
[ItemMaxAirFlow]	300
[ItemWorkingPressure]	22
[ItemWeight]	36
[ItemPower]	2,4

Models

	Item no	[ItemFrequency]
	40055100 ^[1]	50/60
	40055400 ^[2]	50











^[1] 300E is equipped with automatic start/stop as standard for pneumatic (1/4" or 1/8" connection) (Max. 1600 W)

^[2] 300E is equipped with automatic start/stop as standard for pneumatic (1/4" or 1/8" connection) and electrical tools (Max 1600 W).

Hose types

Hose type	Specification	Temperature range, °C	Hose fittings in free hose end, distribution hose	Hose fitting on free hose end, inlet hose	Hose connection on reel, distribution hose	Hose connection on reel, inlet hose
PE	Non conductive hose for light cleaning applications Max vacuum 50 kPa	-40 Deg. C - +60 deg. C.				

Accessories

	Accessory	Item no
	Filter package 300E, replacement main filter	40119951
	Replacement microfilter 300E	40119970
	Hand brush NEB M40	40190020
	Brush hygiene M40	40190030
	Handbrush round 70mm D=40mm	40193080
	Nozzle crevice plasti 45x10 D=40	40193090
	Nozzle crevice 55x15 D=40	40193620
	Nozzle tapered 32-38L=230 D=40	40193130
	Nozzle tapered rubber 20-32 D=40	40193110
	Nozzle crevice plastic 60x15 D=40	40377194