

# 710A, konfigurierbar industri støvsuger

En kraftig støvopsamler, højt højvakuum for støvsugning over lange vertikale og horisontale afstande.



## 710A, konfigurerbar industristøvsuger

- ✓ Robust and efficient self-cleaning filter
- ✓ Very powerful and reliable ejector as vacuum producer
- ✓ Suitable for heavy and/or abrasive material
- ✓ Control system with many different functions is available as an accessory

Nederman Pre-separation and Vacuum Transportation Systems pre-separate and discharge dust and granulated material during vacuuming and vacuum transport.

A system can handle dry material like cement, fertilizers, grit, sand, as well as wet material. Collected material can be discharged into tanks, containers, big-bags, on to conveyor belts, escalators etc.

The configuration of modules will be similar to 710A which are aimed for the toughest applications, for example handling a lot of abrasive and heavy material. The robustness of the unit and the power from the reliable ejector makes the unit very suitable for many applications where many industrial vacuum cleaners can not be used. For example to collect blasting material in blasting hall, sand recovery in foundries etc.

Your unit can be configured to meet your specific demands. Different ejectors can be used depending on the demand but also the availability of compressed air. The ejector can be placed on a stationary silo with filter.

Nederman has a range of different discharge valves that can be fitted to the silo for easy discharge of the collected material. If handling larger quantities of material and in order to make the material handling more effective Nederman recommends using a pre separator before the vacuum unit. The 710A is a complete unit including a pre separator.

To configure your 710A you may only choose modules listed in this document and with mfc (module for configuration) in title. Filterside:

1. Select ejectormodule depending on required vacuum and air flow.
2. Select filtermodule depending on filter capacity.
3. Select silomodule.
4. Select disposal option, bagholder and discharge valve.
5. Select frame.

Separatorside:

1. Select coarse grain separator.
2. Select silomodule.
3. Select discharge valve.
4. Select frame.
5. Select hose for connection between vacuum cleaner and separator.
6. Select joint sleeve depending on coarse grain separator and hose.
7. Select cleaning equipment.

Choose how to control your butterfly valve:

1. Electric controlled
  - You need a namur valve, solenoid valve recommended for the ejector size you choose and a suitable control box.
2. Air controlled...



## 710A, konfigurierbar industristøvsuger

Cerifikat	CE
Applikation	Granulat, Grit, Spån, Støv

## Modeller

	Item number	Trykluftbehov	Maks. luftmængde (m³/h)	[ItemMaxVaccum]	Vægt (kg)	Type af filter	Antal filter	Diameter (mm)	Længde (m)
	43051000 <sup>[1]</sup>	4,3 Nm³/min @ 7 bar	330 Nm³/h	-68	18				
	43750001								
	43441001								
	43561001								
	43661008								
	43051001 <sup>[1]</sup>	5,3 Nm³/min @ 7 bar	318 Nm³/h	-78	18				
	43051002 <sup>[2]</sup>	5,4 Nm³/min @ 7 bar	690 Nm³/h	-48	18				
	43051003 <sup>[2]</sup>	8,6 Nm³/min @ 7 bar	660 Nm³/h	-68	18				
	43164101				55	Stavfilter	70		
	43461007								
	43752001								
	43756001 <sup>[3]</sup>								
	43756100 <sup>[3]</sup>								

## Modeller

	Item number	Trykluftbehov	Maks. luftmængde (m <sup>3</sup> /h)	[ItemMaxVaccum]	Vægt (kg)	Type af filter	Antal filter	Diameter (mm)	Længde (m)
	43757001 <sup>[4]</sup>								
	43834100			61				76	5














<sup>[1]</sup> Recommended with filtermodule 43162101

<sup>[2]</sup> Recommended with filtermodule 43164101














<sup>[3]</sup> Each configuration needs the quantity of three legs, so to get a complete product you need to order three pieces of chosen number

<sup>[4]</sup> To be used with 43756100, order three pieces














## Tilbehør

	Accessory	Item number
	Tømmeventil, manuel	43630001
	Klemmeventil DN65	43632001
	Manuel butterflyventil sæt, MFC	43630400
	Klemmeventil DN80	43632100
	Klemmeventil DN100	43632200
	Tømmeventil med kontravægt	43630200
	Tømmeventil, pneumatisk	43630100
	Tømmeventil Linatex ø100 sæt med silofalnge	43630300
	Poseholder f/0920220/230	43640001
	Poseholder f/0920210	43640003
	Poseholder f/big bag	43640201
	Bagholder for big bag, MFC	43640217
	Styring S for NE 22-76, uden kontrolboks	43220026














## Tilbehør

	Accessory	Item number
	Styring S for NE86-96, uden kontrolboks	43222008
	Styring S for NE 22-76	43220001
	Styring S for NE86-96	43222001
	Montageplade f/0802010 +0801020	43690001
	Kontrolsystem for ejektorer	43220034
	Slange PU12-51 L=10m	43832600
	Slange PU12-51 L=5m	43832500
	Slange PU12-51 L=20m	43832300
	Slange PU12-51 L=7,5m med kobling	43832102
	Slange PU12-51 L=10m med kobling	43832200
	Slange PU12-63 L=5m	43833200
	Slange PU12-63 L=10m	43833001
	Slange PU12-63 L=20m	43833100














## Tilbehør

	Accessory	Item number
	Slange PU12-76 L=10m	43834200
	Slange PU12-76 L=20m	43834300
	Rengøringsæt komplet d51/500	42932100
	Rengøringsæt komplet d51/400	42932800
	Rengøringsæt komplet d51/400	42932300
	Gulvmundstykke d51/500	43840150
	Gulvmundstykke d51/400/65	43840250
	Børste gulvmundstykke d51/400	43840550
	Håndmundstykke, hård børste ø51	43860001
	Tandet mundstykke ø51	43861001
	Konisk mundstykke ø51	43862001
	Vinklet støvsugerør d51 antistatisk	43842150
	Støvsugerør d51 PEHD-el 1m	43842001



## Tilbehør

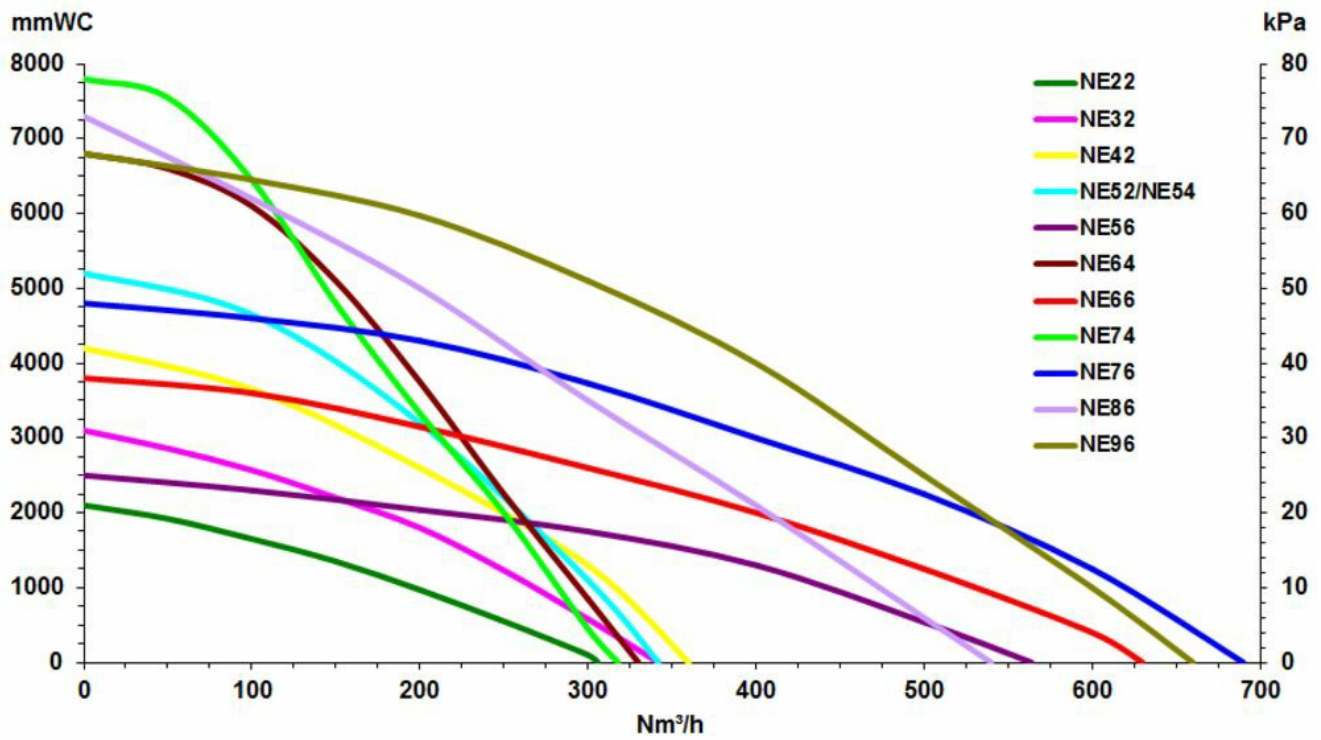
	Accessory	Item number
	Bulkmundstykke d51 m/håndtag	43850150
	Bulkmundstykke d51	43850001
	Skrabmundstykke ø51 l=1000	43851150
	Skrabmundstykke ø51 l=500	43851050
	Spån mundstykke Ø 50 mm	40150030
	Gulvmundstykke d63/500	43840400
	Bulkmundstykke d63	43850050
	Falskluftmundstykke ø63, luge	43850051
	Bulkmundstykke d63 m/håndtag	43850200
	Skrabmundstykke ø63 L = 1000	43851200
	Vinklet støvsugerør aluminium d63	43843050
	Drejeled stål d63	43843100
	Støvsugerør aluminium d63	43843001

## Tilbehør

	Accessory	Item number
	Skrabemundstykke ø63 L = 500	43851100
	Bulkmundstykke d76	43850100
	Bulkmundstykke d76 m/håndtag	43850250
	Skrabemundstykke ø76 l=1000	43851250
	Slangereduktion, konisk ø76-63	43880350
	Reduktion konisk ø76-51	43880300
	Slangereduktion, konisk ø63-51	43880250
	Slangetilslutning ø63	43880100
	Slangetilslutning ø50	43880050
	BLI EX	40375269
	Samlemuffe d75-89/d53-63mm	43884464
	Samlemuffe d65-75	43884463
	Samlemuffe ø98-114/ø70-88	43884462

## Tilbehør

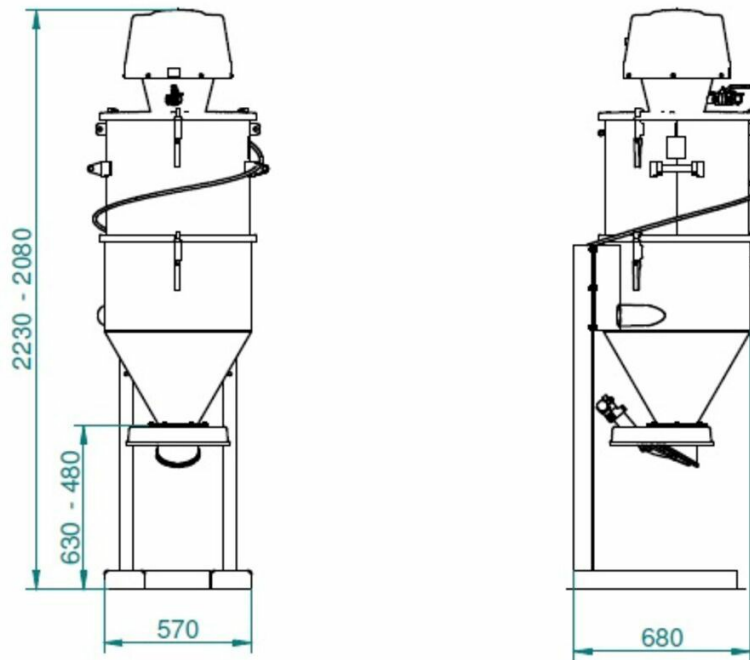
	Accessory	Item number
	Slangetilslutning konisk ø76	43880150
	Gulvmundstykke d63/600	43840450



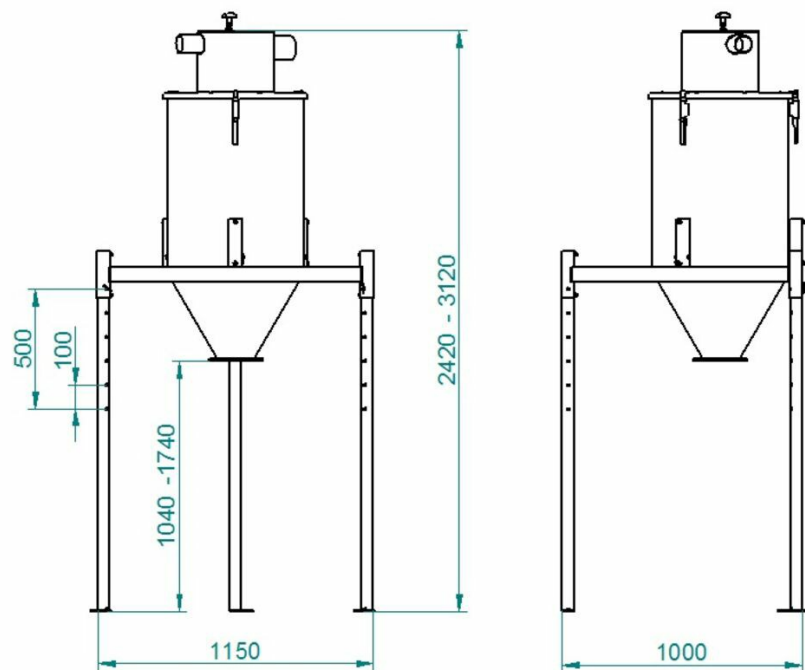
Air Powered ejectors All performance data are based on 7 bar supply pressure

Ejector/Hose dimension	ø51mm	ø63mm	ø76mm
NE64	2	2,4	N/A
NE74	2,3	2,7	N/A
NE76	1,7	2,7	3,6
NE96	2,6	3,6	4,9

Capacity (tonne/hour) with Blasting media 2,4kg/liter and 20m hose



Dimensions - Filter part



Dimensions pre-separation part