

# Airflow Alarm

For monitoring of the set airflow in a duct



## Airflow Alarm

- ✓ Assures optimal usage of system and secured functionality.
- ✓ Support the customer with their responsibility on air quality.
- ✓ Comply with Health and Safety legal requirements and recommendations.
- ✓ Continuous service and maintenance for prolonging system length of life.

The Airflow Alarm is connected to the fan starter, assuring that it automatically starts with the fan. It then monitors the pressure conditions in the duct during the operation.

When the air pressure is outside the preset limits, an alarm is triggered and an amber LED light is activated. The lights are powerful enough to have good visibility at a distance.





The Airflow Alarm consist of control box, pressure switch, hose, inline filter, cable gland and 9V battery. There are models suitable for different pressure ranges as well as models adapted for EX installations.

Installing this product in an extraction system:

# Airflow Alarm


[ProductCertifications]	[ce]
[ProductProtectionclass]	IP54
[ProductInstallation]	[Indoor]
Ambient temperature range	0 - 50 C (32 F to 122 F)
[ProductTechnicalData]	Power supply: 85-230V AC, 50-60Hz Fuse: Max 13A Pressure switch: External contact < 100 Ohm 12 VDC out alarm: +12 VDC max 200 mA
[ProductDimension]	320 x 185 x 80 mm

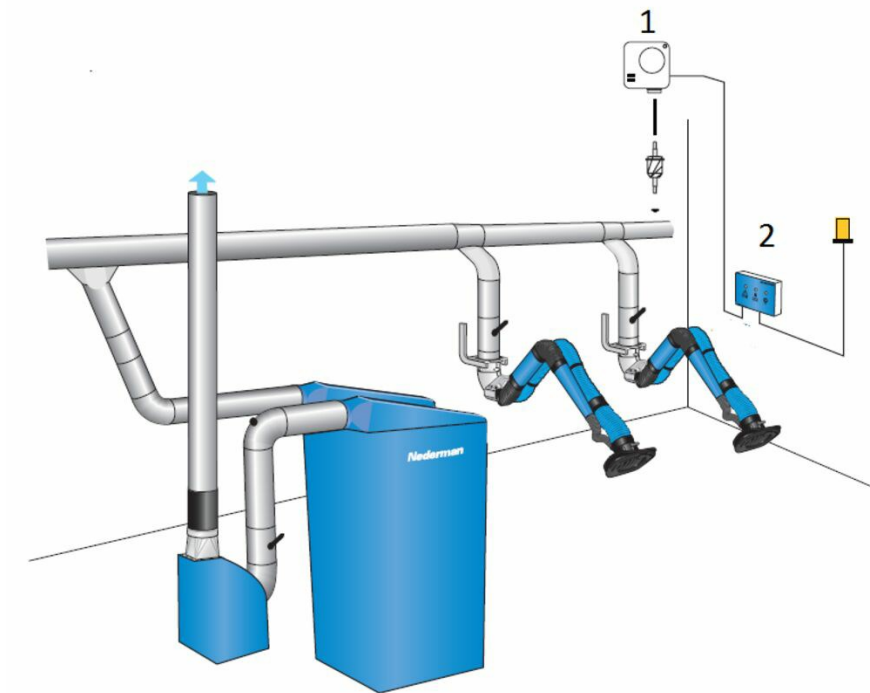
## Models

	Item no	Weight (lbs)	[ItemCapacityAux]
	40780434 <sup>[1]</sup>	3,3 + 0,7	0.12 - 1.2 in wg
	40780435 <sup>[1]</sup>	3,3 + 0,7	0.40 - 4 in wg
	40780436 <sup>[1]</sup>	3,3 + 0,7	1.0 - 20 in wg
	40780437 <sup>[1]</sup>	3,3 + 0,7	12 - 60 in wg

<sup>[1]</sup> Temperature range - 15 < Ta < +70 Deg. C., Input separated by double isolation

## Accessories

	Accessory	Item no
	Flashlight amber 12-24V DC 2W	12374651



Airflow alarm and pressure switch mounted 1) Pressure switch 2) Airflow Alarm