

Streamline Modular Hood

A modular hood system for effective containment and capture of weld fumes



Streamline Modular Hood

- ✓ Efficient and safe: outlet design with baffle for optimal airflow, less air volume and spark deterrence
- ✓ Ergonomic: with transparent polycarbonate roof for improved visibility without added lighting
- ✓ Quick and space-saving: fast and easy assembly, with low profile design and lightweight construction that enable it to be installed anywhere, minimizing the need for any reinforcements to floor or ceiling.
- ✓ Versatile: modular construction with wide range of sizes, starting from 1,5 x 1,5m and with 0,5m size increments, to suit various cell and welding area dimensions.
- ✓ Flexible: multiple installation options with adjustable height, outlet position and duct connection size.














The Streamline modular welding fume extraction hood is a flexible, high-performance enclosure designed to contain and control dust, fumes and sparks generated during robotic or manual welding processes. By preventing the spread of contaminants throughout the facility, the Streamline hood improves workers' health and safety, while reducing maintenance and cleaning costs. Its localized containment approach is both more economical and energy-efficient compared to conventional hoods or ambient air cleaning systems, significantly reducing the total air volume required.

Streamline Modular Hood














Kurulum

[Indoor]









Models

	Item number	Ağırlık (kg)
	73009911 ^[1]	75 (weight of frame, polycarbonate and outlet, excl. weight of curtain and legs)
	73009912 ^[2]	72 (weight of frame, polycarbonate and outlet, excl. weight of curtain and legs)
	73009913 ^[2]	89 (weight of frame, polycarbonate and outlet, excl. weight of curtain and legs)
	73009914 ^[2]	88 (weight of frame, polycarbonate and outlet, excl. weight of curtain and legs)
	73009915 ^[3]	105 (weight of frame, polycarbonate and outlet, excl. weight of curtain and legs)
	73009950 ^[3]	
	73009916 ^[3]	101 (weight of frame, polycarbonate and outlet, excl. weight of curtain and legs)
	73009917 ^[3]	110 (weight of frame, polycarbonate and outlet, excl. weight of curtain and legs)
	73009918 ^[4]	113 (weight of frame, polycarbonate and outlet, excl. weight of curtain and legs)
	73009919 ^[4]	130 (weight of frame, polycarbonate and outlet, excl. weight of curtain and legs)
	73009920 ^[5]	116 (weight of frame, polycarbonate and outlet, excl. weight of curtain and legs)
	73009921 ^[4]	116 (weight of frame, polycarbonate and outlet, excl. weight of curtain and legs)
	73009922 ^[4]	124 (weight of frame, polycarbonate and outlet, excl. weight of curtain and legs)

Models














	Item number	Ağırlık (kg)
	73009923 ^[4]	140 (weight of frame, polycarbonate and outlet, excl. weight of curtain and legs)
	73009924 ^[5]	144 (weight of frame, polycarbonate and outlet, excl. weight of curtain and legs)
	73009925 ^[5]	154 (weight of frame, polycarbonate and outlet, excl. weight of curtain and legs)
	73009926 ^[6]	165 (weight of frame, polycarbonate and outlet, excl. weight of curtain and legs)
	73009927 ^[6]	175 (weight of frame, polycarbonate and outlet, excl. weight of curtain and legs)
	73009928 ^[5]	148 (weight of frame, polycarbonate and outlet, excl. weight of curtain and legs)
	73009929 ^[7]	158 (weight of frame, polycarbonate and outlet, excl. weight of curtain and legs)
	73009930 ^[6]	169 (weight of frame, polycarbonate and outlet, excl. weight of curtain and legs)
	73009931 ^[6]	179 (weight of frame, polycarbonate and outlet, excl. weight of curtain and legs)
	73009932 ^[7]	152 (weight of frame, polycarbonate and outlet, excl. weight of curtain and legs)
	73009933 ^[7]	179 (weight of frame, polycarbonate and outlet, excl. weight of curtain and legs)
	73009934 ^[7]	181 (weight of frame, polycarbonate and outlet, excl. weight of curtain and legs)
	73009935 ^[6]	193 (weight of frame, polycarbonate and outlet, excl. weight of curtain and legs)

Models














	Item number	Ağırlık (kg)
	73009936 ^[7]	166 (weight of frame, polycarbonate and outlet, excl. weight of curtain and legs)
	73009937 ^[7]	179 (weight of frame, polycarbonate and outlet, excl. weight of curtain and legs)
	73009938 ^[8]	185 (weight of frame, polycarbonate and outlet, excl. weight of curtain and legs)
	73009939 ^[9]	230 (weight of frame, polycarbonate and outlet, excl. weight of curtain and legs)
	73009940 ^[10]	170 (weight of frame, polycarbonate and outlet, excl. weight of curtain and legs)
	73009941 ^[10]	184 (weight of frame, polycarbonate and outlet, excl. weight of curtain and legs)
	73009942 ^[8]	197 (weight of frame, polycarbonate and outlet, excl. weight of curtain and legs)
	73009943 ^[8]	

- ^[1] 1 outlet ø250 mm
- ^[2] 1 outlet ø280 mm
- ^[3] 1 outlet ø315 mm
- ^[4] 1 outlet ø350 mm
- ^[5] 2 outlets ø250 mm
- ^[6] 1 outlet ø400 mm
- ^[7] 2 outlets ø280 mm
- ^[8] 2 outlets ø315 mm
- ^[9] 1 outlet ø450 mm
- ^[10] 3 outlets ø250 mm

Accessories

	Accessory	Item number
	SET Support Post x4	73009944
	SET Support Post x6	73009945
	SET Support Post x8	73009946
	Inlet galv. For Fan Dia. 250/250 Spiro	73003454
	Inlet galv. for fan dia 280 / spiro 280	73001375
	Inlet galv. for fan dia 315 / spiro 315	73003457
	Inlet galv. For Fan Dia. 350/350 Spiro	73001260
	Inlet galv. for fan dia 400 / spiro 400	73003465
	Inlet galv. for fan dia. 450/450 Spiro	73007729
	Inlet galv. for fan dia 250 / spiro 200	73003451
	Inlet galv. for fan dia 250 /Spiro224	73007122
	Inlet galv. for fan dia 280 /Spiro224	73007128
	Inlet galv. for fan dia 280 /Spiro250	73007129

Accessories

	Accessory	Item number
	Inlet galv. for fan dia 315 /Spiro250	73007137
	Inlet galv. for fan dia 315 /Spiro280	73007138
	Inlet galv. for fan dia 355 /Spiro280	73007144
	Inlet galv. for fan dia 355 / spiro 315	73003458
	Inlet galv. For Fan Dia. 355/350 Spiro	73003461
	Inlet galv. for fan dia 400 /Spiro315	73007150
	Inlet galv. for fan dia 400/ Spiro 355	73007153
	Inlet galv. for fan dia 450/ Spiro 355	73007159
	Inlet galv. for fan dia 450 / spiro 400	73003466
	Spark Trap Inline Galv 0,7mm 250QF	8210001268
	Spark Trap Inline Galv 0,7mm 315QF	8210001269
	Spark Trap Inline Galv 0,7mm 400QF	8210001270
	Spark Trap Inline Galv 0,9mm 450QF	8210001271

Accessories

	Accessory	Item number
	Weld Curtain PVC Red 1,4mx25m (full roll)	7946869
	Weld Curtain PVC Red 1,4mx50m (full roll)	7946555
	SET support Post x6 - 6m	73009957
	SET Support post x8 - 6m	73009958