

## NCF Fans

The NCF fan from Nederman is safe, energy-efficient and durable for optimal air circulation. A wide range of NCF fans are available.

New version



## NCF Fans

- ✓ Wide range of fans with different airflows
- ✓ Built in vibration damping
- ✓ Available with sound enclosure

Nederman NCF fans offer a high-quality solution for industrial air displacement with direct-driven motors. These efficient fans are not only safe to use, but also contribute to significant energy cost savings. By integrating an NCF fan with other Nederman products, you can not only increase your operational efficiency, but also optimize your energy consumption.

This versatile centrifugal fan is suitable for a wide range of industrial processes and ventilation applications, both for indoor and outdoor use. Whether you're working in a manufacturing facility, a workshop, or any other industrial setting, the NCF fan delivers reliable performance to meet your air circulation needs.

The fan is available in a wide range of airflow, from 3000 up to 18 000 m<sup>3</sup>/h (1765 to 10 600 CFM). Perfect to use together with one or several Nederman extraction arms like: Original arm, Telescopic arm, NEX MD arm etc or for vehicle exhaust extraction, and can be controlled with a fan starter or fan inverter.

Note! The fan must not be used in an environment with danger of explosion or for transport of inflammable or explosive gases.

## NCF Fans














Sertifiseringer	CE
Beskyttelsesklasse:	IP55
Installasjon	Innendørs, Utendørs
Egnet for brennbart støv	False
[ProductAmbienTemperatureRange]	-20 °C to +40 °C / -4 °F to +104 °F
Frekvens Hz	50
Antall faser	3

## Models














	Item number	Spänning (V)	Strömstyrke (A)	[ItemNoiselevel]	Vekt (kg)	Kraft (kW)
	73009563 <sup>[1]</sup>	230/400	7,6/4,4	66,2 dB(A) ved 2000 m <sup>3</sup> /h	49	2,2
	73009597 <sup>[1]</sup>	230/400	12,3/7,1	69,8 dB(A) ved 3000 m <sup>3</sup> /h	83	4,0
	73009564 <sup>[1]</sup>	400/690	7,1/4,1	69,8 dB(A) ved 3000 m <sup>3</sup> /h	83	4,0
	73009598 <sup>[1]</sup>	230/400	17/9,8	73,7 dB(A) ved 4000 m <sup>3</sup> /h	108	5,5
	73009565 <sup>[1]</sup>	400/690	9,8/5,7	73,7 dB(A) ved 4000 m <sup>3</sup> /h	108	5,5
	73009562 <sup>[1]</sup>	400/690	13,8/8	77,6 dB(A) ved 4000 m <sup>3</sup> /h	109	7,5
	73009566 <sup>[1]</sup>	400/690	13,8/8	75 dB(A) ved 7500 m <sup>3</sup> /h	139	7,5
	73009569 <sup>[1]</sup>	400/690	19,6/11,4	75,8 dB(A) ved 9500 m <sup>3</sup> /h	241	11,0
	73009567 <sup>[1]</sup>	400/690	26/15,2	78 dB(A) ved 11000 m <sup>3</sup> /h	253	15,0
	73009568 <sup>[1]</sup>	400/690	31,9/18,4	78,9 dB(A) ved 14000 m <sup>3</sup> /h	301	18,5

<sup>[1]</sup> Lp dB(A) in 1 m (ducted inlet & outlet)














## Accessories

	Accessory	Item number
	Inlet adapter for NCF 20/18 56-R 224 230/400V 2,2kW 50Hz and for NCF 40/41 40-R 224 400/690V 7,5kW 50Hz. D=224 mm H=180 mm. Can also be used together with Combifab-F	73009649
	Inlet adapter for NCF 30/23 56-R 250 230/400V 4,0kW 50Hz and NCF 30/23 56-R 250 400/690V 4,0kW 50Hz. D=250 mm H=180 mm. Can also be used with Combifab-F	73009650
	Inlet adapter for NCF 40/30 56-R 280 230/400V 5,5 kW 50Hz and NCF 40/30 56-R 280 400/690V 5,5 kW 50Hz. D=280 mm H=180 mm. Can also be used with Combifab-F	73009651
	Inlet adapter for NCF 75/30 63-R 355 400/690V 7,5kW 50Hz. D=350 mm H=180 mm. Can also be used with Combifab-F	73009652
	Inlet adapter for NCF 95/26 71-R 400 400/690V 11,0kW 50Hz and for NCF 110/38 63-R 400 400/690V 15,0kW 50Hz. D=400 mm H=200 mm. Can also be used with Combifab-F	73009653
	Inlet adapter for NCF 140/40 67-R 450 400/690V 18,5kW 50Hz. D=450 mm H=200 mm. Can also be used with Combifab-F	73009654
	Inlet adapter for NCF 20/18 56-R 224 230/400V 2,2kW 50Hz and for NCF 40/41 40-R 224 400/690V 7,5kW 50Hz. D=224/250 mm H=190mm. Can also be used together with Combifab-F	73009679
	Inlet adapter for NCF 40/30 56-R 280 230/400V 5,5 kW 50Hz and NCF 40/30 56-R 280 400/690V 5,5 kW 50Hz. D=250/280 mm H=190 mm. Can also be used with Combifab-F	73009680
	Inlet adapter for NCF 30/23 56-R 250 230/400V 4,0kW 50Hz and NCF 30/23 56-R 250 400/690V 4,0kW 50Hz. D=315 mm H=200 mm. Can also be used with Combifab-F	73009681
	Inlet adapter for NCF 140/40 67-R 450 400/690V 18,5kW 50Hz. D=500 mm H=220 mm. Can also be used with Combifab-F	73009683
	Outlet adapter for NCF 40/41 40-R 224 400/690V 7,5kW 50Hz. D=224 mm H260 mm. Can also be used with Combifab-F	73009655
	Outlet adapter for NCF 20/18 56-R 224 230/400V 2,2kW 50Hz. D=224 mm H=260 mm. Can also be used with Combifab-F	73009656
	Outlet adapter for NCF 30/23 56-R 250 230/400V 4,0kW 50Hz and NCF 30/23 56-R 250 400/690V 4,0kW 50Hz. D=250 mm H=260 mm. Can also be used with Combifab-F	73009657














## Accessories

	Accessory	Item number
	Outlet adapter for NCF 40/30 56-R 280 230/400V 5,5 kW 50Hz and NCF 40/30 56-R 280 400/690V 5,5 kW 50Hz. D=280 mm H=260 mm. Can also be used with Combifab-F	73009658
	Outlet adapter for NCF 75/30 63-R 355 400/690V 7,5kW 50Hz. D=355 mm H=260 mm. Can also be used with Combifab-F	73009659
	Outlet adapter for NCF 110/38 63-R 400 400/690V 15,0kW 50Hz. D=400 mm H=280 mm. Can also be used with Combifab-F	73009660
	Outlet adapter for NCF 140/40 67-R 450 400/690V 18,5kW 50Hz. D=450 mm H=280 mm. Can also be used with Combifab-F	73009661
	Outlet adapter for NCF 95/26 71-R 400 400/690V 11,0kW 50Hz. D=400 mm H=280 mm. Can also be used with Combifab-F	73009662
	Outlet adaptor for NCF 20/18 56-R 224 230/400V 2,2kW 50Hz. D=315 mm H=260 mm. Can also be used with Combifab-F	73009684
	Outlet adapter for NCF 40/30 56-R 280 230/400V 5,5 kW 50Hz and NCF 40/30 56-R 280 400/690V 5,5 kW 50Hz. D=315 mm H=260 mm. Can also be used with Combifab-F	73009685
	Outlet adapter for NCF 30/23 56-R 250 230/400V 4,0kW 50Hz and NCF 30/23 56-R 250 400/690V 4,0kW 50Hz. D=400 mm H=370 mm. Can also be used with Combifab-F	73009686
	Outlet adapter for NCF 140/40 67-R 450 400/690V 18,5kW 50Hz. D=500 mm H=370 mm. Can also be used with Combifab-F	73009688
	Outlet adapter for NCF 40/41 40-R 224 400/690V 7,5kW 50Hz. D=250 mm H=260 mm. Can also be used with Combifab-F	73009689
	Flexible inlet adapter for NCF 20/18 56-R 224 230/400V 2,2kW 50Hz and for NCF 40/41 40-R 224 400/690V 7,5kW 50Hz. D=224 mm H=300 mm. Can also be used with Combifab-F	73009614
	Flexible inlet adapter for NCF 30/23 56-R 250 230/400V 4,0kW 50Hz and NCF 30/23 56-R 250 400/690V 4,0kW 50Hz. D=250/315 mm H=320 mm. Can also be used with Combifab-F	73009615
	Flexible inlet adapter for NCF 75/30 63-R 355 400/690V 7,5kW 50Hz. D=280 mm, H=300 mm. Can also be used with Combifab-F	73009616














## Accessories

	Accessory	Item number
	Flexible inlet adapter for NCF 75/30 63-R 355 400/690V 7,5kW 50Hz. D=355 mm H=300 mm. Can also be used with Combifab-F	73009617
	Flexible inlet adapter for NCF 95/26 71-R 400 400/690V 11,0kW 50Hz and for NCF 110/38 63-R 400 400/690V 15,0kW 50Hz. D=400 mm H=320 mm. Can also be used with Combifab-F	73009618
	Flexible inlet adapter for NCF 140/40 67-R 450 400/690V 18,5kW 50Hz. D=450 mm H=320 mm. Can also be used with Combifab-F	73009619
	Flexible inlet adapter for NCF 20/8 56-R 224 230/400V 2,2kW 50Hz and for NCF 40/41 40-R 224 400/690V 7,5kW 50Hz. D=224/250 mm H=310 mm. Can also be used with Combifab-F	73009667
	Flexible inlet adapter FL250/Spiro315	73009669
	Flexible inlet adapter for NCF 75/30 63-R 355 400/690V 7,5kW 50Hz. D=280 mm, H=310 mm. Can also be used with Combifab-F	73009668
	Flexible inlet adapter for NCF 140/40 67-R 450 400/690V 18,5kW 50Hz. D=500 mm H=340 mm. Can also be used with Combifab-F	73009671
	Flexible outlet adapter for NCF 40/41 40-R 224 400/690V 7,5kW 50Hz. D=224 mm H=380 mm. Can also be used with Combifab-F	73009620
	Flexible outlet adaptor for NCF 20/18 56-R 224 230/400V 2,2kW 50Hz. D=224 mm H=380 mm. Can be used with Combifab-F	73009621
	Flexible outlet adapter for NCF 40/30 56-R 280 230/400V 5,5 kW 50Hz and NCF 40/30 56-R 280 400/690V 5,5 kW 50Hz. D=280 mm H=380 mm. Can also be used with Combifab-F	73009623
	Flexible outlet adapter for NCF 75/30 63-R 355 400/690V 7,5kW 50Hz. D=355 mm H=380 mm. Can also be used with Combifab-F	73009624
	Flexible outlet adapter for NCF 110/38 63-R 400 400/690V 15,0kW 50Hz. D=400 mm H=400 mm. Can also be used with Combifab-F	73009625
	Flexible outlet adapter for NCF 140/40 67-R 450 400/690V 18,5kW 50Hz. D=450 mm H=400 mm. Can also be used with Combifab-F	73009626











## Accessories

	Accessory	Item number
	Flexible outlet adapter for NCF 95/26 71-R 400 400/690V 11,0kW 50Hz. D=400 mm H=400 mm. Can also be used with Combifab-F	73009627
	Flexible outlet adapter for NCF 40/30 56-R 280 230/400V 5,5 kW 50Hz and NCF 40/30 56-R 280 400/690V 5,5 kW 50Hz. D=315 mm H=380 mm. Can also be used with Combifab-F	73009673
	Flexible outlet adapter for NCF 40/41 40-R 224 400/690V 7,5kW 50Hz. D=250 mm H=380 mm. Can also be used with Combifab-F	73009677
	Flexible outlet adaptor for NCF 20/18 56-R 224 230/400V 2,2kW 50Hz. D=224/315 mm H=400 mm. Can be used with Combifab-F	73009672
	Flexible outlet adapter for NCF 30/23 56-R 250 230/400V 4,0kW 50Hz and NCF 30/23 56-R 250 400/690V 4,0kW 50Hz. D=250 mm. Can also be used for Combifab-F	73009674
	Flexible outlet adapter for NCF 140/40 67-R 450 400/690V 18,5kW 50Hz. D=450 mm. Can also be used with Combifab-F	73009676
	Inlet Flange grill for NCF 20/18 56-R 224 230/400V 2,2kW 50Hz and for NCF 40/41 40-R 224 400/690V 7,5kW 50Hz. D=224 mm. Can also be used with Combifab-F	73009537
	Inlet Flange with grill for NCF 40/30 56-R 280 230/400V 5,5 kW 50Hz and NCF 40/30 56-R 280 400/690V 5,5 kW 50Hz. D=280 mm. Can also be used with Combifab-F	73009538
	Inlet Flange with grill for NCF 30/23 56-R 250 230/400V 4,0kW 50Hz and NCF 30/23 56-R 250 400/690V 4,0kW 50Hz. D=250 mm. Can also be used for Combifab-F	73009539
	Inlet Flange with grill for NCF 75/30 63-R 355 400/690V 7,5kW 50Hz. D=355mm. Can also be used with Combifab-F.	73009540
	Inlet Flange with grill for NCF 110/38 63-R 400 400/690V 15,0kW 50Hz. D=400 mm. Can also be used with Combifab-F	73009541
	Inlet Flange with grill for NCF 140/40 67-R 450 400/690V 18,5kW 50Hz. D=450 mm. Can also be used with Combifab-F	73009542
	Outlet Flange with grill for NCF 20/18 56-R 224 230/400V 2,2kW 50Hz. Can also be used with Combifab-F	73009543

## Accessories

	Accessory	Item number
	Outlet Flange with grill for NCF 40/30 56-R 280 230/400V 5,5 kW 50Hz and NCF 40/30 56-R 280 400/690V 5,5 kW 50Hz. Can also be used with Combifab-F	73009544
	Outlet Flange grill for NCF 30/23 56-R 250 230/400V 4,0kW 50Hz and NCF 30/23 56-R 250 400/690V 4,0kW 50Hz. Can also be used for Combifab-F	73009545
	Outlet Flange with grill for NCF 95/26 71-R 400 400/690V 11,0kW 50Hz. Can also be used with Combifab-F	73009546
	Outlet Flange with grill for NCF 110/38 63-R 400 400/690V 15,0kW 50Hz. Can also be used with Combifab-F	73009547
	Outlet Flange with grill for NCF 75/30 63-R 355 400/690V 7,5kW 50Hz. Can also be used with Combifab-F	73009548
	Outlet Flange with grill for NCF 140/40 67-R 450 400/690V 18,5kW 50Hz. Can also be used with Combifab-F	73009549
	Outlet Flange with grill for NCF 40/41 40-R 224 400/690V 7,5kW 50Hz. Can also be used with Combifab-F	73009550
	For NCF 20/18 56-R224, NCF 30/23 56-R250, NCF 40/30 56-R280, NCF 40/41 40-R224 and NCF 75/30 63-R355.	73009551
	For NCF 95/26 71-R400, NCF 110/38 63-R400 and NCF 140/40 67-R450	73009552
	Fan starter DOL for motor 5,5kW / 400VAC   5,5kW - DOL   ELC-FanStart-D100-055	73009962
	Fan starter Y/D for motor 11kW / 400VAC   11kW - Y/D   ELC-FanStart-Y100-110	73009963
	Fan starter Y/D for motor 18,5kW / 400VAC   18,5kW - Y/D   ELC-FanStart-Y100-185	73009964
	Frekvensomformer 2,2	14528037

## Accessories

	Accessory	Item number
	Frekvensomformer 4	14521937
	Frekvensomformer 5,5	14522037
	Frekvensomformer 7,5	14522137
	Frekvensomformer 11	14522237
	Frekvensomformer 15	14522637
	Frekvensomformer 18,5	14525137
	FMS 4-6.3-vifte manuell starter	14502437
	FMS 6.3-10-vifte manuell starter	14502537
	FMS 10-16-vifte manuell starter	14502637
	Fan starter Y/D for motor 22kW / 400VAC   22kW - Y/D   ELC-FanStart-Y100-220	73009965

