

NCF Fans

The NCF fan from Nederman is safe, energy-efficient and durable for optimal air circulation. A wide range of NCF fans are available.

New version



NCF Fans

- ✓ Wide range of fans with different airflows
- ✓ Built in vibration damping
- ✓ Available with sound enclosure

Nederman NCF fans offer a high-quality solution for industrial air displacement with direct-driven motors. These efficient fans are not only safe to use, but also contribute to significant energy cost savings. By integrating an NCF fan with other Nederman products, you can not only increase your operational efficiency, but also optimize your energy consumption.

This versatile centrifugal fan is suitable for a wide range of industrial processes and ventilation applications, both for indoor and outdoor use. Whether you're working in a manufacturing facility, a workshop, or any other industrial setting, the NCF fan delivers reliable performance to meet your air circulation needs.











The fan is available in a wide range of airflow, from 3000 up to 18 000 m³/h (1765 to 10 600 CFM). Perfect to use together with one or several Nederman extraction arms like: Original arm, Telescopic arm, NEX MD arm etc or for vehicle exhaust extraction, and can be controlled with a fan starter or fan inverter.

Note! The fan must not be used in an environment with danger of explosion or for transport of inflammable or explosive gases.

NCF Fans














| | |
|---------------------------------|-------------------------------------|
| Sertifikalar | CE |
| Koruma sınıfı | IP55 |
| Kurulum | [Indoor], [Outdoor] |
| Patlayıcı toz için ideal | False |
| [ProductAmbienTemperatureRange] | -20 °C to +40 °C / -4 °F to +104 °F |
| Frekans(Hz) | 50 |
| Faz adedi | 3 |

Models














| | Item number | Güç Volt (V) | Amper(A) | [ItemNoiselevel] | Ağırlık (kg) | Güç (kW) |
|---|-------------------------|--------------|-----------|---------------------------------------|--------------|----------|
|  | 73009563 ^[1] | 230/400 | 7,6/4,4 | 66,2 dB(A) at 2000 m ³ /h | 49 | 2,2 |
|  | 73009597 ^[1] | 230/400 | 12,3/7,1 | 69,8 dB(A) at 3000 m ³ /h | 83 | 4,0 |
|  | 73009564 ^[1] | 400/690 | 7,1/4,1 | 69,8 dB(A) at 3000 m ³ /h | 83 | 4,0 |
|  | 73009598 ^[1] | 230/400 | 17/9,8 | 73,7 dB(A) at 4000 m ³ /h | 108 | 5,5 |
|  | 73009565 ^[1] | 400/690 | 9,8/5,7 | 73,7 dB(A) at 4000 m ³ /h | 108 | 5,5 |
|  | 73009562 ^[1] | 400/690 | 13,8/8 | 77,6 dB(A) at 4000 m ³ /h | 109 | 7,5 |
|  | 73009566 ^[1] | 400/690 | 13,8/8 | 75 dB(A) at 7500 m ³ /h | 139 | 7,5 |
|  | 73009569 ^[1] | 400/690 | 19,6/11,4 | 75,8 dB(A) at 9500 m ³ /h | 241 | 11,0 |
|  | 73009567 ^[1] | 400/690 | 26/15,2 | 78 dB(A) at 11000 m ³ /h | 253 | 15,0 |
|  | 73009568 ^[1] | 400/690 | 31,9/18,4 | 78,9 dB(A) at 14000 m ³ /h | 301 | 18,5 |

^[1] Lp dB(A) in 1 m (ducted inlet & outlet)














Accessories

| | Accessory | Item number |
|---|--|-------------|
|  | Inlet adapter for NCF 20/18 56-R 224 230/400V 2,2kW 50Hz and for NCF 40/41 40-R 224 400/690V 7,5kW 50Hz. D=224 mm H=180 mm. Can also be used together with Combifab-F | 73009649 |
|  | Inlet adapter for NCF 30/23 56-R 250 230/400V 4,0kW 50Hz and NCF 30/23 56-R 250 400/690V 4,0kW 50Hz. D=250 mm H=180 mm. Can also be used with Combifab-F | 73009650 |
|  | Inlet adapter for NCF 40/30 56-R 280 230/400V 5,5 kW 50Hz and NCF 40/30 56-R 280 400/690V 5,5 kW 50Hz. D=280 mm H=180 mm. Can also be used with Combifab-F | 73009651 |
|  | Inlet adapter for NCF 75/30 63-R 355 400/690V 7,5kW 50Hz. D=350 mm H=180 mm. Can also be used with Combifab-F | 73009652 |
|  | Inlet adapter for NCF 95/26 71-R 400 400/690V 11,0kW 50Hz and for NCF 110/38 63-R 400 400/690V 15,0kW 50Hz. D=400 mm H=200 mm. Can also be used with Combifab-F | 73009653 |
|  | Inlet adapter for NCF 140/40 67-R 450 400/690V 18,5kW 50Hz. D=450 mm H=200 mm. Can also be used with Combifab-F | 73009654 |
|  | Inlet adapter for NCF 20/18 56-R 224 230/400V 2,2kW 50Hz and for NCF 40/41 40-R 224 400/690V 7,5kW 50Hz. D=224/250 mm H=190mm. Can also be used together with Combifab-F | 73009679 |
|  | Inlet adapter for NCF 40/30 56-R 280 230/400V 5,5 kW 50Hz and NCF 40/30 56-R 280 400/690V 5,5 kW 50Hz. D=250/280 mm H=190 mm. Can also be used with Combifab-F | 73009680 |
|  | Inlet adapter for NCF 30/23 56-R 250 230/400V 4,0kW 50Hz and NCF 30/23 56-R 250 400/690V 4,0kW 50Hz. D=315 mm H=200 mm. Can also be used with Combifab-F | 73009681 |
|  | Inlet adapter for NCF 140/40 67-R 450 400/690V 18,5kW 50Hz. D=500 mm H=220 mm. Can also be used with Combifab-F | 73009683 |
|  | Outlet adapter for NCF 40/41 40-R 224 400/690V 7,5kW 50Hz. D=224 mm H260 mm. Can also be used with Combifab-F | 73009655 |
|  | Outlet adapter for NCF 20/18 56-R 224 230/400V 2,2kW 50Hz. D=224 mm H=260 mm. Can also be used with Combifab-F | 73009656 |
|  | Outlet adapter for NCF 30/23 56-R 250 230/400V 4,0kW 50Hz and NCF 30/23 56-R 250 400/690V 4,0kW 50Hz. D=250 mm H=260 mm. Can also be used with Combifab-F | 73009657 |














Accessories

| | Accessory | Item number |
|---|---|-------------|
|  | Outlet adapter for NCF 40/30 56-R 280 230/400V 5,5 kW 50Hz and NCF 40/30 56-R 280 400/690V 5,5 kW 50Hz. D=280 mm H=260 mm. Can also be used with Combifab-F | 73009658 |
|  | Outlet adapter for NCF 75/30 63-R 355 400/690V 7,5kW 50Hz. D=355 mm H=260 mm. Can also be used with Combifab-F | 73009659 |
|  | Outlet adapter for NCF 110/38 63-R 400 400/690V 15,0kW 50Hz. D=400 mm H=280 mm. Can also be used with Combifab-F | 73009660 |
|  | Outlet adapter for NCF 140/40 67-R 450 400/690V 18,5kW 50Hz. D=450 mm H=280 mm. Can also be used with Combifab-F | 73009661 |
|  | Outlet adapter for NCF 95/26 71-R 400 400/690V 11,0kW 50Hz. D=400 mm H=280 mm. Can also be used with Combifab-F | 73009662 |
|  | Outlet adaptor for NCF 20/18 56-R 224 230/400V 2,2kW 50Hz. D=315 mm H=260 mm. Can also be used with Combifab-F | 73009684 |
|  | Outlet adapter for NCF 40/30 56-R 280 230/400V 5,5 kW 50Hz and NCF 40/30 56-R 280 400/690V 5,5 kW 50Hz. D=315 mm H=260 mm. Can also be used with Combifab-F | 73009685 |
|  | Outlet adapter for NCF 30/23 56-R 250 230/400V 4,0kW 50Hz and NCF 30/23 56-R 250 400/690V 4,0kW 50Hz. D=400 mm H=370 mm. Can also be used with Combifab-F | 73009686 |
|  | Outlet adapter for NCF 140/40 67-R 450 400/690V 18,5kW 50Hz. D=500 mm H=370 mm. Can also be used with Combifab-F | 73009688 |
|  | Outlet adapter for NCF 40/41 40-R 224 400/690V 7,5kW 50Hz. D=250 mm H=260 mm. Can also be used with Combifab-F | 73009689 |
|  | Flexible inlet adapter for NCF 20/18 56-R 224 230/400V 2,2kW 50Hz and for NCF 40/41 40-R 224 400/690V 7,5kW 50Hz. D=224 mm H=300 mm. Can also be used with Combifab-F | 73009614 |
|  | Flexible inlet adapter for NCF 30/23 56-R 250 230/400V 4,0kW 50Hz and NCF 30/23 56-R 250 400/690V 4,0kW 50Hz. D=250/315 mm H=320 mm. Can also be used with Combifab-F | 73009615 |
|  | Flexible inlet adapter for NCF 75/30 63-R 355 400/690V 7,5kW 50Hz. D=280 mm, H=300 mm. Can also be used with Combifab-F | 73009616 |














Accessories

| | Accessory | Item number |
|---|--|-------------|
|  | Flexible inlet adapter for NCF 75/30 63-R 355 400/690V 7,5kW 50Hz. D=355 mm H=300 mm. Can also be used with Combifab-F | 73009617 |
|  | Flexible inlet adapter for NCF 95/26 71-R 400 400/690V 11,0kW 50Hz and for NCF 110/38 63-R 400 400/690V 15,0kW 50Hz. D=400 mm H=320 mm. Can also be used with Combifab-F | 73009618 |
|  | Flexible inlet adapter for NCF 140/40 67-R 450 400/690V 18,5kW 50Hz. D=450 mm H=320 mm. Can also be used with Combifab-F | 73009619 |
|  | Flexible inlet adapter for NCF 20/8 56-R 224 230/400V 2,2kW 50Hz and for NCF 40/41 40-R 224 400/690V 7,5kW 50Hz. D=224/250 mm H=310 mm. Can also be used with Combifab-F | 73009667 |
|  | Flexible inlet adapter FL250/Spiro315 | 73009669 |
|  | Flexible inlet adapter for NCF 75/30 63-R 355 400/690V 7,5kW 50Hz. D=280 mm, H=310 mm. Can also be used with Combifab-F | 73009668 |
|  | Flexible inlet adapter for NCF 140/40 67-R 450 400/690V 18,5kW 50Hz. D=500 mm H=340 mm. Can also be used with Combifab-F | 73009671 |
|  | Flexible outlet adapter for NCF 40/41 40-R 224 400/690V 7,5kW 50Hz. D=224 mm H=380 mm. Can also be used with Combifab-F | 73009620 |
|  | Flexible outlet adaptor for NCF 20/18 56-R 224 230/400V 2,2kW 50Hz. D=224 mm H=380 mm. Can be used with Combifab-F | 73009621 |
|  | Flexible outlet adapter for NCF 40/30 56-R 280 230/400V 5,5 kW 50Hz and NCF 40/30 56-R 280 400/690V 5,5 kW 50Hz. D=280 mm H=380 mm. Can also be used with Combifab-F | 73009623 |
|  | Flexible outlet adapter for NCF 75/30 63-R 355 400/690V 7,5kW 50Hz. D=355 mm H=380 mm. Can also be used with Combifab-F | 73009624 |
|  | Flexible outlet adapter for NCF 110/38 63-R 400 400/690V 15,0kW 50Hz. D=400 mm H=400 mm. Can also be used with Combifab-F | 73009625 |
|  | Flexible outlet adapter for NCF 140/40 67-R 450 400/690V 18,5kW 50Hz. D=450 mm H=400 mm. Can also be used with Combifab-F | 73009626 |











Accessories

| | Accessory | Item number |
|---|--|-------------|
|  | Flexible outlet adapter for NCF 95/26 71-R 400 400/690V 11,0kW 50Hz. D=400 mm H=400 mm. Can also be used with Combifab-F | 73009627 |
|  | Flexible outlet adapter for NCF 40/30 56-R 280 230/400V 5,5 kW 50Hz and NCF 40/30 56-R 280 400/690V 5,5 kW 50Hz. D=315 mm H=380 mm. Can also be used with Combifab-F | 73009673 |
|  | Flexible outlet adapter for NCF 40/41 40-R 224 400/690V 7,5kW 50Hz. D=250 mm H=380 mm. Can also be used with Combifab-F | 73009677 |
|  | Flexible outlet adaptor for NCF 20/18 56-R 224 230/400V 2,2kW 50Hz. D=224/315 mm H=400 mm. Can be used with Combifab-F | 73009672 |
|  | Flexible outlet adapter for NCF 30/23 56-R 250 230/400V 4,0kW 50Hz and NCF 30/23 56-R 250 400/690V 4,0kW 50Hz. D=250 mm. Can also be used for Combifab-F | 73009674 |
|  | Flexible outlet adapter for NCF 140/40 67-R 450 400/690V 18,5kW 50Hz. D=450 mm. Can also be used with Combifab-F | 73009676 |
|  | Inlet Flange grill for NCF 20/18 56-R 224 230/400V 2,2kW 50Hz and for NCF 40/41 40-R 224 400/690V 7,5kW 50Hz. D=224 mm. Can also be used with Combifab-F | 73009537 |
|  | Inlet Flange with grill for NCF 40/30 56-R 280 230/400V 5,5 kW 50Hz and NCF 40/30 56-R 280 400/690V 5,5 kW 50Hz. D=280 mm. Can also be used with Combifab-F | 73009538 |
|  | Inlet Flange with grill for NCF 30/23 56-R 250 230/400V 4,0kW 50Hz and NCF 30/23 56-R 250 400/690V 4,0kW 50Hz. D=250 mm. Can also be used for Combifab-F | 73009539 |
|  | Inlet Flange with grill for NCF 75/30 63-R 355 400/690V 7,5kW 50Hz. D=355mm. Can also be used with Combifab-F. | 73009540 |
|  | Inlet Flange with grill for NCF 110/38 63-R 400 400/690V 15,0kW 50Hz. D=400 mm. Can also be used with Combifab-F | 73009541 |
|  | Inlet Flange with grill for NCF 140/40 67-R 450 400/690V 18,5kW 50Hz. D=450 mm. Can also be used with Combifab-F | 73009542 |
|  | Outlet Flange with grill for NCF 20/18 56-R 224 230/400V 2,2kW 50Hz. Can also be used with Combifab-F | 73009543 |

Accessories

| | Accessory | Item number |
|---|--|-------------|
|  | Outlet Flange with grill for NCF 40/30 56-R 280 230/400V 5,5 kW 50Hz and NCF 40/30 56-R 280 400/690V 5,5 kW 50Hz. Can also be used with Combifab-F | 73009544 |
|  | Outlet Flange grill for NCF 30/23 56-R 250 230/400V 4,0kW 50Hz and NCF 30/23 56-R 250 400/690V 4,0kW 50Hz. Can also be used for Combifab-F | 73009545 |
|  | Outlet Flange with grill for NCF 95/26 71-R 400 400/690V 11,0kW 50Hz. Can also be used with Combifab-F | 73009546 |
|  | Outlet Flange with grill for NCF 110/38 63-R 400 400/690V 15,0kW 50Hz. Can also be used with Combifab-F | 73009547 |
|  | Outlet Flange with grill for NCF 75/30 63-R 355 400/690V 7,5kW 50Hz. Can also be used with Combifab-F | 73009548 |
|  | Outlet Flange with grill for NCF 140/40 67-R 450 400/690V 18,5kW 50Hz. Can also be used with Combifab-F | 73009549 |
|  | Outlet Flange with grill for NCF 40/41 40-R 224 400/690V 7,5kW 50Hz. Can also be used with Combifab-F | 73009550 |
|  | For NCF 20/18 56-R224, NCF 30/23 56-R250, NCF 40/30 56-R280, NCF 40/41 40-R224 and NCF 75/30 63-R355. | 73009551 |
|  | For NCF 95/26 71-R400, NCF 110/38 63-R400 and NCF 140/40 67-R450 | 73009552 |
|  | Fan starter DOL for motor 5,5kW / 400VAC 5,5kW - DOL ELC-FanStart-D100-055 | 73009962 |
|  | Fan starter Y/D for motor 11kW / 400VAC 11kW - Y/D ELC-FanStart-Y100-110 | 73009963 |
|  | Fan starter Y/D for motor 18,5kW / 400VAC 18,5kW - Y/D ELC-FanStart-Y100-185 | 73009964 |
|  | Fan inverteri 2,2 | 14528037 |

Accessories

| | Accessory | Item number |
|---|--|-------------|
|  | Fan inverteri 4 | 14521937 |
|  | Fan inverteri 5,5 | 14522037 |
|  | Fan inverteri 7,5 | 14522137 |
|  | Fan inverteri 11 | 14522237 |
|  | Fan inverteri 15 | 14522637 |
|  | Fan inverteri 18,5 | 14525137 |
|  | FMS 4-6.3 Fan manuel başlatıcı | 14502437 |
|  | FMS 6.3-10 Fan manuel başlatıcı | 14502537 |
|  | FMS 10-16 Fan manuel başlatıcı | 14502637 |
|  | Fan starter Y/D for motor 22kW / 400VAC 22kW - Y/D ELC-FanStart-Y100-220 | 73009965 |

